

Site Usage

89,849 Visits

Previous: 51,423 (74.73%)

72.55% Bounce Rate

Previous: 75.10% (-3.39%)

148,761 Pageviews

Previous: 85,463 (74.06%)

00:01:12 Avg. Time on Site

Previous: 00:01:12 (-0.39%)

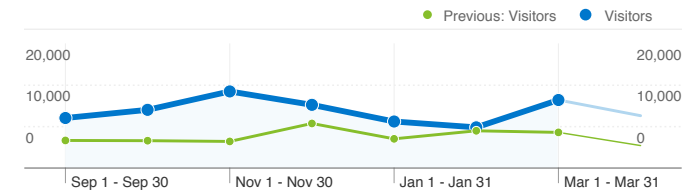
1.66 Pages/Visit

Previous: 1.66 (-0.38%)

78.44% % New Visits

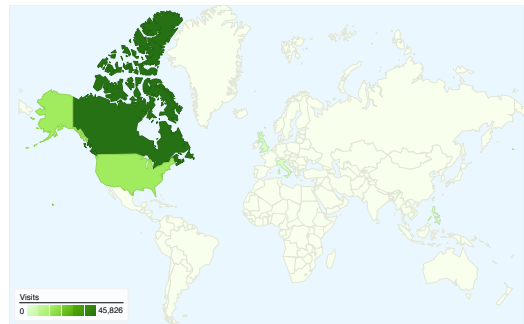
Previous: 74.30% (5.57%)

Visitors Overview

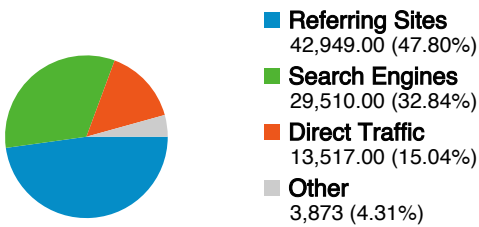


Visitors
71,084

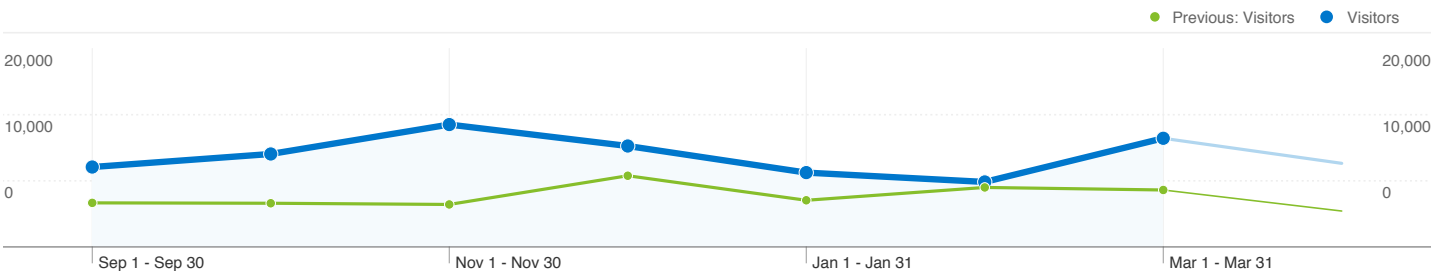
Map Overlay



Traffic Sources Overview



Content Overview		
Pages	Pageviews	% Pageviews
/index.php		
Sep 1, 2010 - Apr 26, 2011	21,076	14.17%
Sep 1, 2009 - Apr 25, 2010	17,728	20.74%
% Change	18.89%	-31.70%
/2009/12/05/a-trip-down-nostalgia-crescent/index.php		
Sep 1, 2010 - Apr 26, 2011	20,472	13.76%
Sep 1, 2009 - Apr 25, 2010	2,171	2.54%
% Change	842.98%	441.74%
/2008/04/16/look-alike-day/index.php		
Sep 1, 2010 - Apr 26, 2011	8,109	5.45%
Sep 1, 2009 - Apr 25, 2010	2,602	3.04%
% Change	211.64%	79.04%
/2011/03/02/hottest-male-profs-at-u-of-t/index.php		
Sep 1, 2010 - Apr 26, 2011	6,844	4.60%
Sep 1, 2009 - Apr 25, 2010	0	0.00%
% Change	100.00%	100.00%
/2008/06/26/makeout-spots-on-campus/index.php		
Sep 1, 2010 - Apr 26, 2011	3,728	2.51%
Sep 1, 2009 - Apr 25, 2010	2,843	3.33%
% Change	31.13%	-24.67%



71,084 people visited this site

89,849 Visits
Previous: 51,423 (74.73%)

71,084 Absolute Unique Visitors
Previous: 38,677 (83.79%)

148,761 Pageviews
Previous: 85,463 (74.06%)

1.66 Average Pageviews
Previous: 1.66 (-0.38%)

00:01:12 Time on Site
Previous: 00:01:12 (-0.39%)

72.55% Bounce Rate
Previous: 75.10% (-3.39%)

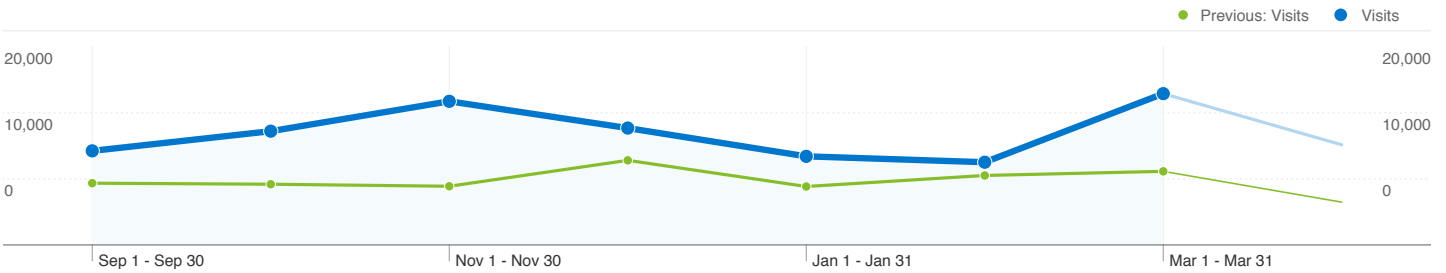
78.44% New Visits
Previous: 74.30% (5.57%)

Technical Profile




Browser	Visits	% visits	Connection Speed	Visits	% visits
Firefox			Unknown		
Sep 1, 2010 - Apr 26, 2011	35,582	39.60%	Sep 1, 2010 - Apr 26, 2011	40,194	44.74%
Sep 1, 2009 - Apr 25, 2010	26,443	51.42%	Sep 1, 2009 - Apr 25, 2010	9,201	17.89%
% Change	34.56%	-22.99%	% Change	336.84%	150.02%
Chrome			Cable		
Sep 1, 2010 - Apr 26, 2011	22,132	24.63%	Sep 1, 2010 - Apr 26, 2011	21,705	24.16%
Sep 1, 2009 - Apr 25, 2010	4,898	9.52%	Sep 1, 2009 - Apr 25, 2010	20,052	38.99%
% Change	351.86%	158.61%	% Change	8.24%	-38.05%

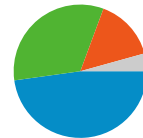
Safari		
Sep 1, 2010 - Apr 26, 2011	14,909	16.59%
Sep 1, 2009 - Apr 25, 2010	6,363	12.37%
% Change	134.31%	34.10%
Internet Explorer		
Sep 1, 2010 - Apr 26, 2011	14,779	16.45%
Sep 1, 2009 - Apr 25, 2010	12,508	24.32%
% Change	18.16%	-32.38%
Opera		
Sep 1, 2010 - Apr 26, 2011	939	1.05%
Sep 1, 2009 - Apr 25, 2010	682	1.33%
% Change	37.68%	-21.20%

DSL		
Sep 1, 2010 - Apr 26, 2011	16,795	18.69%
Sep 1, 2009 - Apr 25, 2010	12,363	24.04%
% Change	35.85%	-22.25%
T1		
Sep 1, 2010 - Apr 26, 2011	10,505	11.69%
Sep 1, 2009 - Apr 25, 2010	9,145	17.78%
% Change	14.87%	-34.26%
Dialup		
Sep 1, 2010 - Apr 26, 2011	597	0.66%
Sep 1, 2009 - Apr 25, 2010	580	1.13%
% Change	2.93%	-41.09%



All traffic sources sent a total of 89,849 visits

-  **15.04% Direct Traffic**
Previous: 19.04% (-21.00%)
-  **47.80% Referring Sites**
Previous: 46.18% (3.50%)
-  **32.84% Search Engines**
Previous: 29.11% (12.81%)



- **Referring Sites**
42,949.00 (47.80%)
- **Search Engines**
29,510.00 (32.84%)
- **Direct Traffic**
13,517.00 (15.04%)
- **Other**
3,873 (4.31%)

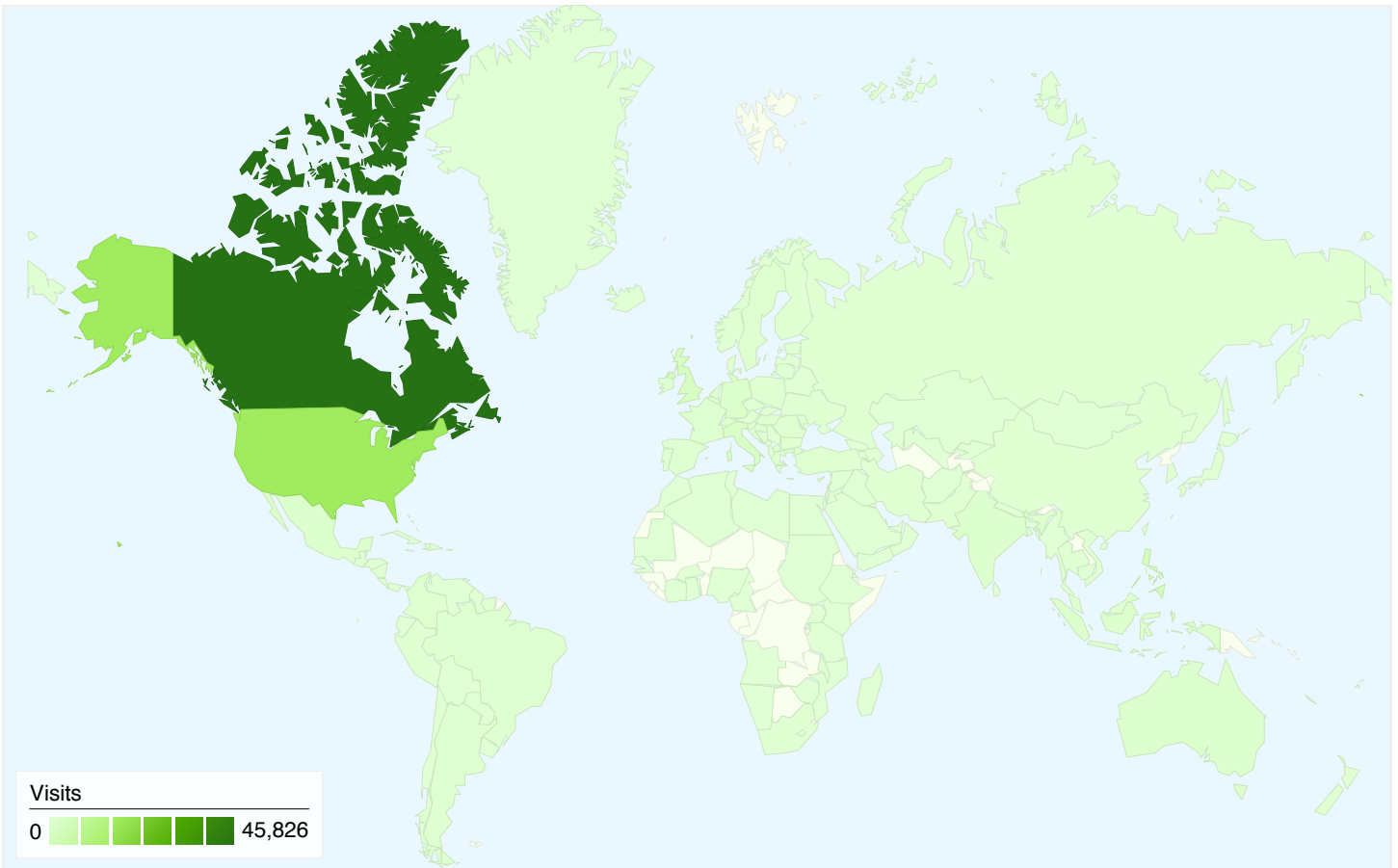
Top Traffic Sources

Sources	Visits	% visits
google (organic)		
Sep 1, 2010 - Apr 26, 2011	27,851	31.00%
Sep 1, 2009 - Apr 25, 2010	13,822	26.88%
% Change	101.50%	15.32%
(direct) ((none))		
Sep 1, 2010 - Apr 26, 2011	13,517	15.04%
Sep 1, 2009 - Apr 25, 2010	9,793	19.04%
% Change	38.03%	-21.00%
google.com (referral)		
Sep 1, 2010 - Apr 26, 2011	13,024	14.50%
Sep 1, 2009 - Apr 25, 2010	1,400	2.72%
% Change	830.29%	432.43%
google.ca (referral)		
Sep 1, 2010 - Apr 26, 2011	6,001	6.68%
Sep 1, 2009 - Apr 25, 2010	475	0.92%
% Change	1,163.37%	623.06%
facebook.com (referral)		

Keywords	Visits	% visits
blogut		
Sep 1, 2010 - Apr 26, 2011	1,843	6.25%
Sep 1, 2009 - Apr 25, 2010	1,045	6.98%
% Change	76.36%	-10.53%
earth day		
Sep 1, 2010 - Apr 26, 2011	1,741	5.90%
Sep 1, 2009 - Apr 25, 2010	0	0.00%
% Change	100.00%	100.00%
sailor moon		
Sep 1, 2010 - Apr 26, 2011	1,382	4.68%
Sep 1, 2009 - Apr 25, 2010	24	0.16%
% Change	5,658.33%	2,821.32%
u of t blog		
Sep 1, 2010 - Apr 26, 2011	1,335	4.52%
Sep 1, 2009 - Apr 25, 2010	269	1.80%
% Change	396.28%	151.77%
celebrity look alike		

Sep 1, 2010 - Apr 26, 2011	5,305	5.90%
Sep 1, 2009 - Apr 25, 2010	1,642	3.19%
% Change	223.08%	84.91%

Sep 1, 2010 - Apr 26, 2011	1,291	4.37%
Sep 1, 2009 - Apr 25, 2010	22	0.15%
% Change	5,768.18%	2,877.04%



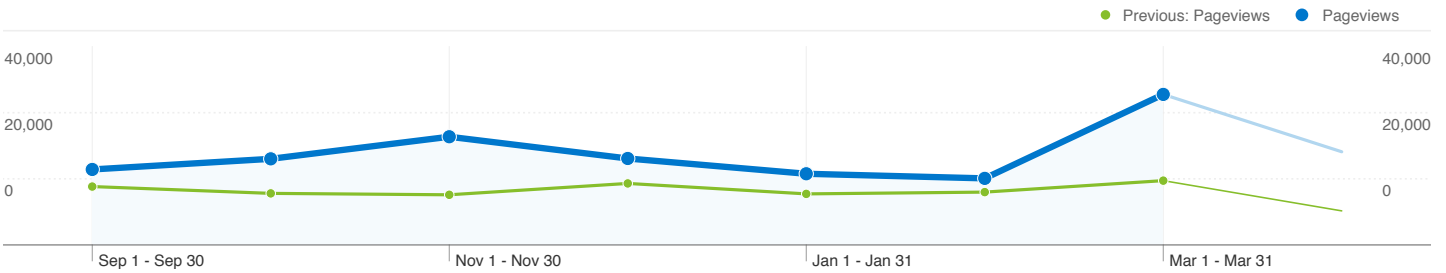
89,849 visits came from 179 countries/territories

Site Usage

Visits	Pages/Visit	Avg. Time on Site	% New Visits	Bounce Rate	
89,849 Previous: 51,423 (74.73%)	1.66 Previous: 1.66 (-0.38%)	00:01:12 Previous: 00:01:12 (-0.39%)	78.54% Previous: 74.39% (5.58%)	72.55% Previous: 75.10% (-3.39%)	
Country/Territory	Visits	Pages/Visit	Avg. Time on Site	% New Visits	Bounce Rate
Canada					
September 1, 2010 - April 26, 2011	45,826	1.95	00:01:42	62.67%	69.60%
September 1, 2009 - April 25, 2010	28,824	1.99	00:01:48	58.43%	67.88%
% Change	58.99%	-1.66%	-6.16%	7.25%	2.53%
United States					
September 1, 2010 - April 26, 2011	16,118	1.36	00:00:54	95.87%	72.99%
September 1, 2009 - April 25, 2010	9,200	1.29	00:00:25	96.63%	79.41%
% Change	75.20%	5.61%	120.11%	-0.78%	-8.08%
Philippines					
September 1, 2010 - April 26, 2011	2,722	1.28	00:00:49	98.05%	78.03%

September 1, 2009 - April 25, 2010	324	1.14	00:00:23	97.53%	88.27%
% Change	740.12%	12.05%	116.52%	0.54%	-11.60%
United Kingdom					
September 1, 2010 - April 26, 2011	2,336	1.33	00:00:22	97.90%	75.51%
September 1, 2009 - April 25, 2010	856	1.29	00:00:29	94.51%	84.11%
% Change	172.90%	3.32%	-24.10%	3.59%	-10.22%
Italy					
September 1, 2010 - April 26, 2011	1,984	1.22	00:00:18	97.58%	81.45%
September 1, 2009 - April 25, 2010	227	1.13	00:00:15	97.80%	89.43%
% Change	774.01%	7.89%	17.36%	-0.22%	-8.92%
Germany					
September 1, 2010 - April 26, 2011	1,365	1.25	00:00:11	97.58%	77.66%
September 1, 2009 - April 25, 2010	787	1.16	00:00:11	96.44%	87.04%
% Change	73.44%	8.22%	-1.96%	1.18%	-10.78%
India					
September 1, 2010 - April 26, 2011	931	1.51	00:00:55	95.60%	74.65%
September 1, 2009 - April 25, 2010	283	1.41	00:01:03	96.11%	75.27%
% Change	228.98%	7.42%	-12.69%	-0.54%	-0.82%
Mexico					
September 1, 2010 - April 26, 2011	901	1.19	00:00:14	98.45%	81.69%
September 1, 2009 - April 25, 2010	226	1.15	00:00:18	98.23%	86.73%
% Change	298.67%	3.41%	-18.30%	0.22%	-5.81%
Indonesia					
September 1, 2010 - April 26, 2011	880	1.18	00:00:25	98.52%	84.20%
September 1, 2009 - April 25, 2010	180	1.13	00:00:20	97.78%	90.56%
% Change	388.89%	4.39%	26.98%	0.76%	-7.01%
Australia					
September 1, 2010 - April 26, 2011	850	1.29	00:00:26	97.41%	78.94%
September 1, 2009 - April 25, 2010	376	1.38	00:00:49	97.34%	89.63%
% Change	126.06%	-5.88%	-45.62%	0.07%	-11.92%

1 - 10 of 179



Pages on this site were viewed a total of 148,761 times

148,761 Pageviews
 Previous: 85,463 (74.06%)

121,164 Unique Views
 Previous: 70,670 (71.45%)

72.55% Bounce Rate
 Previous: 75.10% (-3.39%)

Top Content

Pages	Pageviews	% Pageviews
/index.php		
Sep 1, 2010 - Apr 26, 2011	21,076	14.17%
Sep 1, 2009 - Apr 25, 2010	17,728	20.74%
% Change	18.89%	-31.70%
/2009/12/05/a-trip-down-nostalgia-crescent/index.php		
Sep 1, 2010 - Apr 26, 2011	20,472	13.76%
Sep 1, 2009 - Apr 25, 2010	2,171	2.54%
% Change	842.98%	441.74%
/2008/04/16/look-alike-day/index.php		
Sep 1, 2010 - Apr 26, 2011	8,109	5.45%
Sep 1, 2009 - Apr 25, 2010	2,602	3.04%
% Change	211.64%	79.04%
/2011/03/02/hottest-male-profs-at-u-of-t/index.php		
Sep 1, 2010 - Apr 26, 2011	6,844	4.60%
Sep 1, 2009 - Apr 25, 2010	0	0.00%
% Change	100.00%	100.00%
/2008/06/26/makeout-spots-on-campus/index.php		

Sep 1, 2010 - Apr 26, 2011	3,728	2.51%
Sep 1, 2009 - Apr 25, 2010	2,843	3.33%
% Change	31.13%	-24.67%